




lyit

Institiúid Teicneolaíochta Leitir Ceanainn
Letterkenny Institute of Technology

ERASMUS OFFICE

2011/2012



SHARING THE ERASMUS EXPERIENCE

*“The Erasmus Programme has been in existence since **1987**.*

*To date over **30,000 Irish students** have participated in a study or placement in one of the other **32 participating countries**.*

*The reaction from participants has been **overwhelmingly positive** with students pointing to a range of **personal, cultural, educational and career benefits**.”*

Gerry O’ Sullivan
Head of European Programmes
16 September 2011



LYIT BILATERAL AGREEMENTS

48 ERASMUS EXISTING	30 ERASMUS EXPIRED NOT RENEWED
3 Austria	2 Austria
3 Belgium	1 Estonia
1 Czech Republic	11 France
1 Estonia	3 Germany
2 Finland	1 Italy
10 France	1 Lithuania
8 Germany	3 Portugal
1 Hungary	2 Romania
4 Italy	1 Scotland
1 Malta	1 Slovak Republic
1 Netherlands	4 Spain
3 Poland	
2 Portugal	
3 Romania	
5 Spain	

BILATERAL AGREEMENT 2009-2012 Lifelong Learning programme: Higher Education ERASMUS

between (name and ERASMUS ID code of the institution)	MUNICH UNIVERSITY OF APPLIED SCIENCES D MUNCHEN06	
contact person (name, address, phone, fax, E-mail)	Departmental Coordinator: Ms Nicole Morandi-Grassinger Department of Business Administration Am Stadtpark 20 81243 München, Germany Phone: +49-89-1265-2716 Fax: +49-89-1265-2714 Email: nicole.morandi@hm.edu	Institutional Coordinator: Ms Özlem Solmaz International Affairs Lothstr. 34 80335 München, Germany Phone: +49-89-1265-1237 Fax: +49-89-1265-1140 Email: oezlem.solmaz@ad.hm.edu
and (name and ERASMUS ID code of the institution)	LIT LETTERKENNY INSTITUTE OF TECHNOLOGY IRL LETTERK01	
contact person (name, address, phone, fax, E-mail)	Dr Sylvie Walsh, International Co-ordinator Port Road Letterkenny Co. Donegal, Republic of Ireland Phone: +353-74-9186247 Fax: +353-74-9186061 Email: sylvie.walsh@lyit.ie	

Full legal name of the institutions in their national languages and ERASMUS ID codes

The above parties agree to cooperate in the activities shown below within the Lifelong Learning programme. Both parties agree to abide by the principles and conditions set out in the Guidelines for Applicants and the Erasmus Charter. Both parties undertake to abide by the bilaterally agreed terms of this cooperation agreement.

OM/S: student mobility

ERASMUS subject area		Level		Country		Total number	
Code	Name	UG	Post-graduate	From	To	Students	Student months (= sum)
04.0	Business Studies	X		D	IRL	2	10
04.0	Business Studies	X		F	D	2	10

OM/T: teaching staff mobility (1-8 weeks)

Subject area code	Topic(s) taught	Name of the staff member	Home country	Host country	Duration in number of weeks	Number of teaching hours per week

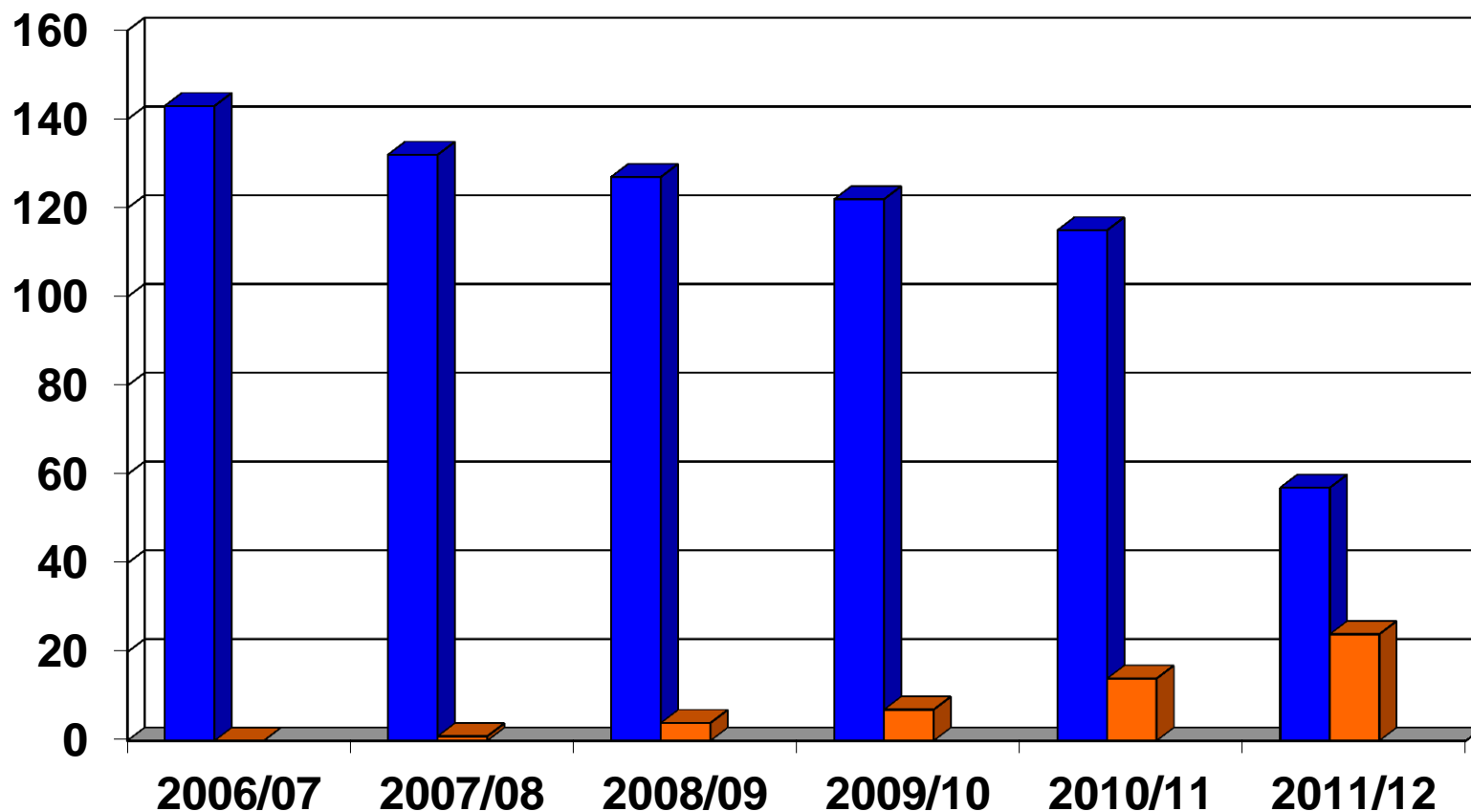
Signatures of the legal representatives/heads of institutions of both institutions:

Name of institution: MUNICH UNIVERSITY OF APPLIED SCIENCES University of Business Administration Am Stadtpark 20 81243 München International Relations Signature: <i>Nicole Morandi-Grassinger</i> Date: <i>27.04.2009</i> http://www.bw.fh-muenchen.de	Name of institution: Letterkenny Institute of Technology Name and status of the official representative: Sylvie Walsh - International Coordinator Signature: <i>Sylvie Walsh</i> Date: <i>27.04.2009</i>
---	---


Port Road
Letterkenny
Co. Donegal
Ireland
Tel: 074-918 9000
Fax: 074-918 6005
Web: <http://www.lyit.ie>

ERASMUS STUDENTS MOBILITY

INCOMING vs **OUTGOING**



ERASMUS MOBILITY 2010/11



Sup de Co Amiens Picardie - France



Hanze University - Groningen - Netherlands



HS Bremen - Germany



Sup de Co Amiens Picardie – France



IBL – sem. 4

Modules	Local Grades	ECTS Grades	ECTS Credits	ECTS Obtained
10LRH2010 : Managing and building inter-cultural teams	15	A	2	2
10LRH2012 : United states foreign economic policy	14,5	B	2	2
20LRH3004 : Project management	0	F	2	0
10LRH3046 : Human resources management	12	C	2	2
10LRH3091 : Strategic approach to organisational change	0	F	2	0
10FIN3077 : Management control of companies of large distribution	11	C	2	2
10LRH2128 : International and comparative humain resource management in ...	12	C	2	2
10LRH2133 : The control levers of motivation	6,25	FX	2	0
10FIN3100 : Eva and the strategies of valuables creation	14	B	2	2
10LRH2160 : Introduction to fourth generation leadership management	19	A	2	2
10LCE1144 : Bienvenue en france a1 (-a2) beginner	14,5	B	2	2
10LCE1146 : Français langue étrangère, niveau a2 - b1, beginner	16	A	2	2
10MKG3168 : Marketing in tourism and hospitality industry case: finland	0	F	2	0
10MKG3169 : Corporate communication : reputation management & crisis man...	12	C	2	2
10FIN3116 : Project management techiques in international business manag...	10,5	D	2	2
10LRH2183 : Gestion des risques	13	B	2	2
Total :				24

Hanze University - Groningen Netherlands



Legal studies – sem. 4

Group	Subject	ECTS	Grade	
REXH0A	International Law: Europe as it is			
REXH0A	SIRE0ACA1 Academic Advice/Task	1.00	V	(100%)
REXH0A	SIRE6ICL1 International Contra	3.00	9.6	(100%)
REXH0A	SIRE9EDR1 Europe: Dream and Re	3.00	7.3	(100%)
REXH0A	SIRE9LEN1 Legal English	1.00	8.0	(100%)
REXH0A	SIRE9PIM1 Principles of the In	3.00	6.7	(100%)
REXH0A	SIRE9PRJ1 Project 1	4.00	V	(100%)
REXH0B	International Law: Europe in action			
REXH0B	SIRE9EXC2 Excursion 2	1.00	V	(100%)
REXH0B	SIRE9FMP1 Free Movement of Per	3.00	8.5	(100%)
REXH0B	SIRE9IBL1 International Business Law	3.00	6.8	(100%)
REXH0B	SIRE9ICS1 Intercultural Skills	1.00	V	(100%)
REXH0B	SIRE9PRJ2 Project 2	4.00	V	(100%)
REXH0B	SIRE9TEB1 The Humanitarian Env.	3.00	8.8	(100%)
REXH9C	Extra Subjects			
REXH9C	SIRE9CBP1 Crossing Borders Project	1.00	V	(100%)

Total number of defined ECTS-credits			31.00	
Total number of ECTS-credits to be earned			30.00	
Achieved ECTS-credits without compensation			31.00	
Package requirements are met: achieved ECTS-credits			31.00	

HS Bremen University - Germany



B.A Business Administration – sem. 5&6

Course unit code	Title of the course unit	Hours/week	Local grade	ETCS grade	ETCS credits
WS01	Academic Research Writing based on Facts about Germany	4	2,7		6
WS39	Organisational Development and Academic Research Writing	4	2,2		6
KOOWB20	German Language Course	4	3,2		6
WS02	Business Game	2	--		--
F3WS03	Politics and Policy-Making in the European Union	2	--		--
F3WS04	European Political Economy	2	--		--

Total **18**

ERASMUS MOBILITY 2011/12

14 Grants - Study

- **Legal Studies:**

- 3 Hanze University – Groningen – Netherlands
- 3 KHLeuven – Belgium

- **I.B.L.:**

- 2 Sup de Co Amien Picardie – France

- **Early Childhood:**

- 3 Queen Maud University – Trondheim - Norway

- **Hospitality and Tourism:**

- 3 ? HS Bremerhaven – Germany ?

ERASMUS MOBILITY 2011/12

10 Grants - Placement

- **Nursing:**
 - 3 Szeged University – Hungary
- **Hospitality and Tourism:**
 - 7? Sisteron - France

DEPARTMENT OF BUSINESS STUDIES

STUDENT MOBILITY PROGRAMME

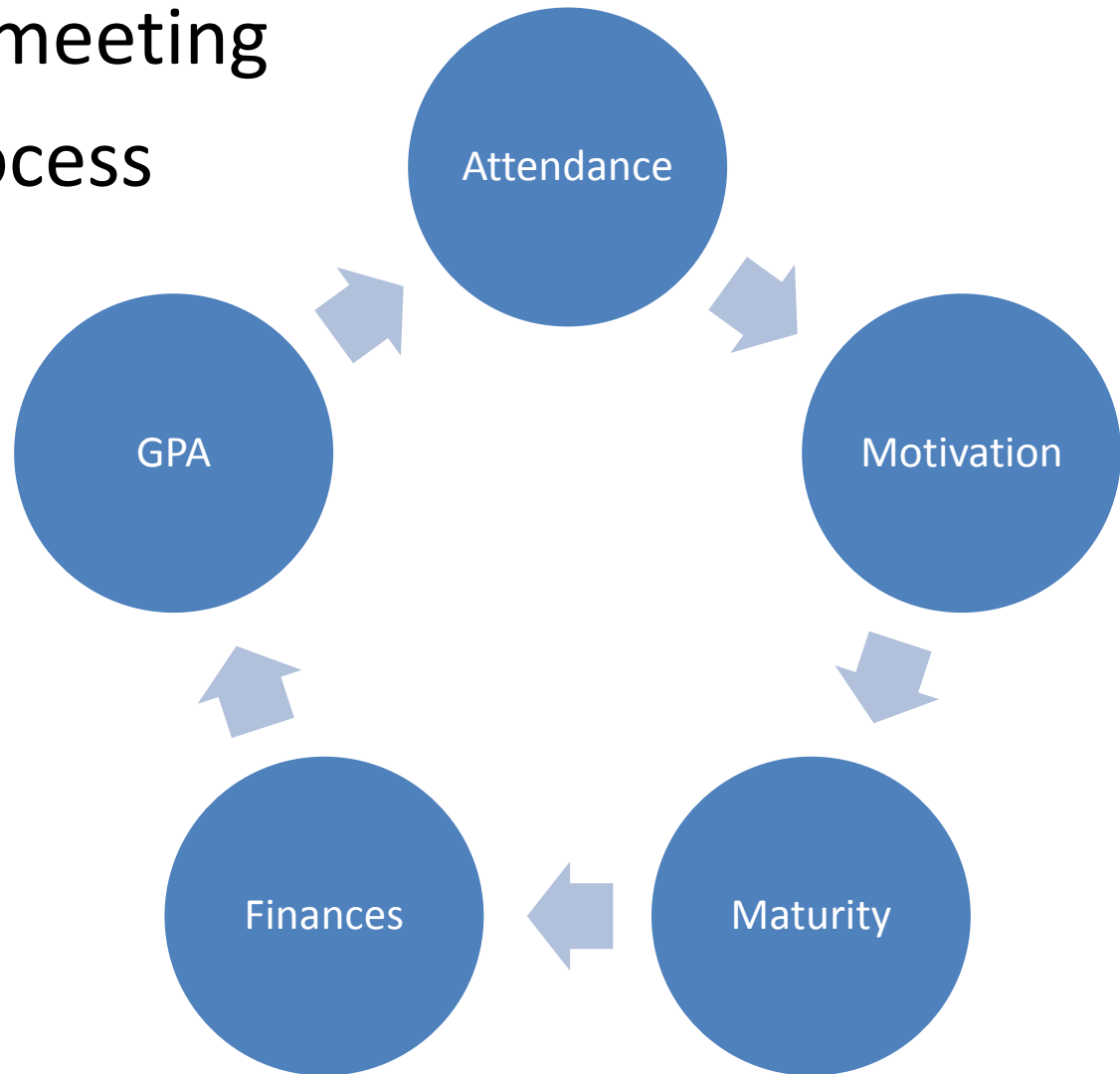
Study & Placement

- **Who**
- **When**
- **Where**



WHO

- Information meeting
- Selection process



WHEN

- **Year 1 - X**
- **Year 2 - sem. 4**
- **Year 3 - sem. 5**



WHERE Study

a groupe
sup de co
amiens / picardie



 university of
 groningen



 Universität Bremen




Groupe Sup de Co
La Rochelle



WHERE

Placement



LECTURING STAFF MOBILITY PROGRAMME

Who ?

- Invitations sent to Erasmus office
- Forwarded to Head of School

Where ?

Academic year 2010-11



ERASMUS GRANTS

- Student mobility for studies
- Student mobility for placements
- Staff mobility for teaching assignments
Staff mobility for training

STUDENT MOBILITY FOR STUDIES

TABLE A - RATES USED BY NA IN GRANT ALLOCATION PROCESS 2011 - 2012										
STUDENT STUDY										
	3mths	4mths	5mths	6mths	7mths	8mths	9mths	10mths	11mths	12mths
United Kingdom	1,039	1,156	1,272	1,389	1,506	1,622	1,739	1,855	1,972	2,089
Croatia (HR)	-	Refer	To	NA	For	Rates	-	-	-	-
Switzerland (CH)	1,065	1,184	1,304	1,423	1,543	1,662	1,782	1,901	2,021	2,140
Turkey	643	716	788	860	932	1,004	1,077	1,149	1,221	1,293
Belgium	825	918	1,010	1,103	1,196	1,288	1,381	1,473	1,566	1,658
France	957	1,064	1,171	1,279	1,386	1,493	1,601	1,708	1,815	1,923
Netherlands	900	1,001	1,102	1,203	1,304	1,405	1,506	1,607	1,708	1,809
Austria	891	991	1,091	1,191	1,291	1,391	1,491	1,591	1,691	1,791
Germany	817	909	1,001	1,093	1,184	1,276	1,368	1,459	1,551	1,643
Denmark	1,148	1,276	1,405	1,534	1,663	1,791	1,920	2,049	2,178	2,306
Spain	842	936	1,031	1,125	1,220	1,314	1,409	1,503	1,598	1,692
Finland	990	1,101	1,212	1,324	1,435	1,546	1,657	1,768	1,879	1,990
Greece	784	872	960	1,048	1,136	1,224	1,312	1,400	1,488	1,576
Italy	924	1,028	1,132	1,236	1,339	1,443	1,547	1,651	1,754	1,858
Liechtenstein	1,065	1,184	1,304	1,423	1,543	1,662	1,782	1,901	2,021	2,140
Luxembourg	-	Refer	To	NA	For	Rates	-	-	-	-
Portugal	759	845	930	1,015	1,100	1,185	1,271	1,356	1,441	1,526
Iceland	-	Refer	To	NA	For	Rates	-	-	-	-
Norway	1,172	1,304	1,435	1,567	1,698	1,830	1,961	2,093	2,224	2,356
Sweden	949	1,055	1,162	1,268	1,375	1,481	1,588	1,694	1,801	1,907
Bulgaria	578	642	707	772	837	902	966	1,031	1,096	1,161
Czech Republic	808	899	990	1,081	1,171	1,262	1,353	1,443	1,534	1,625
Cyprus	735	817	900	982	1,065	1,147	1,230	1,312	1,395	1,477
Estonia	701	780	859	937	1,016	1,095	1,174	1,252	1,331	1,410
Hungary	776	863	950	1,037	1,125	1,212	1,299	1,386	1,473	1,560
Lithuania	627	697	767	838	908	978	1,048	1,119	1,189	1,259
Latvia	-	Refer	To	NA	For	Rates	-	-	-	-
Malta	701	780	859	937	1,016	1,095	1,174	1,252	1,331	1,410
Poland	776	863	950	1,037	1,125	1,212	1,299	1,386	1,473	1,560
Romania	619	688	758	827	897	966	1,036	1,105	1,174	1,244
Slovenia	743	826	909	993	1,076	1,159	1,243	1,326	1,409	1,493
Slovakia	-	Refer	To	NA	For	Rates	-	-	-	-

STUDENT MOBILITY FOR PLACEMENTS

TABLE A - RATES USED BY NA IN GRANT ALLOCATION PROCESS 2011 - 2012										
STUDENT PLACEMENTS										
	3mths	4mths	5mths	6mths	7mths	8mths	9mths	10mths	11mths	12mths
United Kingdom	1,206	1,406	1,606	1,806	2,006	2,207	2,407	2,607	2,807	3,007
Croatia (HR)	890	1,038	1,186	1,333	1,481	1,629	1,777	1,924	2,072	2,220
Switzerland (CH)	1,236	1,441	1,646	1,851	2,056	2,261	2,466	2,671	2,876	3,081
Turkey	747	871	994	1,118	1,242	1,366	1,490	1,614	1,738	1,862
Belgium	958	1,117	1,275	1,434	1,593	1,752	1,911	2,070	2,229	2,388
France	1,110	1,295	1,479	1,663	1,847	2,031	2,216	2,400	2,584	2,768
Netherlands	1,045	1,218	1,391	1,564	1,738	1,911	2,084	2,257	2,431	2,604
Austria	1,034	1,206	1,377	1,549	1,720	1,892	2,063	2,235	2,406	2,578
Germany	949	1,106	1,264	1,421	1,578	1,736	1,893	2,050	2,208	2,365
Denmark	1,332	1,553	1,774	1,995	2,216	2,436	2,657	2,878	3,099	3,320
Spain	977	1,139	1,301	1,463	1,626	1,788	1,950	2,112	2,274	2,436
Finland	1,149	1,340	1,531	1,721	1,912	2,102	2,293	2,484	2,674	2,865
Greece	910	1,061	1,212	1,363	1,514	1,664	1,815	1,966	2,117	2,268
Italy	1,073	1,251	1,429	1,607	1,785	1,963	2,141	2,319	2,497	2,675
Liechtenstein	-	Refer	To	NA	For	Rates	-	-	-	-
Luxembourg	958	1,117	1,275	1,434	1,593	1,752	1,911	2,070	2,229	2,388
Portugal	881	1,028	1,174	1,320	1,466	1,612	1,759	1,905	2,051	2,197
Iceland	-	Refer	To	NA	For	Rates	-	-	-	-
Norway	1,360	1,586	1,812	2,037	2,263	2,489	2,714	2,940	3,165	3,391
Sweden	1,101	1,284	1,467	1,649	1,832	2,015	2,198	2,380	2,563	2,746
Bulgaria	-	Refer	To	NA	For	Rates	-	-	-	-
Czech Republic	938	1,094	1,250	1,405	1,561	1,716	1,872	2,028	2,183	2,339
Cyprus	853	994	1,136	1,277	1,419	1,560	1,702	1,843	1,985	2,126
Estonia	814	949	1,084	1,219	1,354	1,489	1,624	1,759	1,894	2,029
Hungary	901	1,050	1,200	1,349	1,499	1,648	1,797	1,947	2,096	2,246
Lithuania	727	848	969	1,089	1,210	1,330	1,451	1,572	1,692	1,813
Latvia	814	949	1,084	1,219	1,354	1,489	1,624	1,759	1,894	2,029
Malta	814	949	1,084	1,219	1,354	1,489	1,624	1,759	1,894	2,029
Poland	901	1,050	1,200	1,349	1,499	1,648	1,797	1,947	2,096	2,246
Romania	718	837	957	1,076	1,195	1,314	1,433	1,552	1,672	1,791
Slovenia	862	1,005	1,148	1,291	1,434	1,577	1,720	1,863	2,006	2,149
Slovakia	834	972	1,110	1,248	1,387	1,525	1,663	1,801	1,940	2,078

STAFF MOBILITY FOR TEACHING ASSIGNMENTS

and

STAFF MOBILITY FOR TRAINING

NA Travel and Subsistence Bands 2011-2012					
Teachers/Staff		Travel Costs included			
	Duration in days				
HOST COUNTRY	1	2	3	4	5
	Maximum Reimbursement				
Bulgarija - BG	255	383	510	638	765
Croatia - HR	255	383	510	638	765
Latvija - LV	255	383	510	638	765
Lietuva - LT	255	383	510	638	765
Magyarország - HU	255	383	510	638	765
Polska - PL	255	383	510	638	765
Romania- RO	255	383	510	638	765
Türkiye - TR	255	383	510	638	765
Ceska Republika - CZ	340	485	629	774	918
Eesti - EE	340	485	629	774	918
Ellas - EL	340	485	629	774	918
Kypros - CY	340	485	629	774	918
Malta - MT	340	485	629	774	918
Portugal - PT	340	485	629	774	918
Slovenija -SI	340	485	629	774	918
Slovensko -SK	340	485	629	774	918
Belgique/Belgie - BE	391	561	731	901	1071
Deutschland - DE	391	561	731	901	1071
Espana -ES	391	561	731	901	1071
France - FR	391	561	731	901	1071
Italia – IT	391	561	731	901	1071
Liechtenstein - LI	391	561	731	901	1071
Luxembourg - LU	391	561	731	901	1071
Nederland - NL	391	561	731	901	1071
Oesterreich - AT	391	561	731	901	1071
United Kingdom - UK	391	561	731	901	1071
Danmark - DK	510	680	850	1020	1190
Suomi - FI	510	680	850	1020	1190
Sverige - SE	510	680	850	1020	1190
Island - IS	510	680	850	1020	1190
Switzerland - CH	510	680	850	1020	1190
Norge - NO	510	680	850	1020	1190



Thank you



**Erasmus
Exchanges**

Broaden your horizons!

