


HIGHER EDUCATION FACT SHEET: NURSING



NURSING¹ FACT SHEET



SEPTEMBER 2017

For further information please contact:

E: statistics@hea.ie

Victor Pigott (Senior Statistics Manager)

Denise Frawley (Data and Policy Analyst)

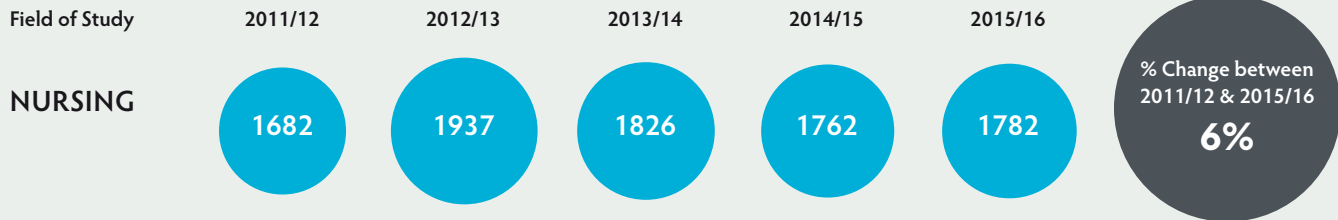
NURSING NEW ENTRANTS

4% of all new entrants are undertaking a Nursing course in 2015/16; the same proportion as 2011/12

What HEA-funded institutions provide Nursing courses?

DCU, NUIG, TCD, UCC, UCD, UL, St Angela's, Athlone IT, Dundalk IT, Galway-Mayo IT, IT Tralee, Letterkenny IT and Waterford IT

Full-time Nursing New Entrants, 2011/12 – 2015/16



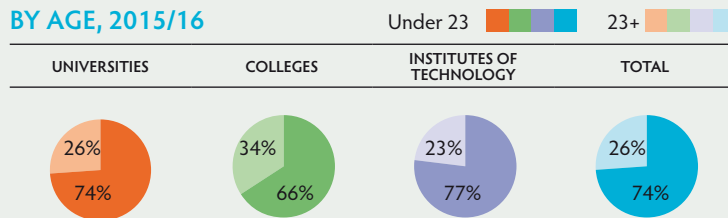
Who are Nursing New Entrants in 2015/16?



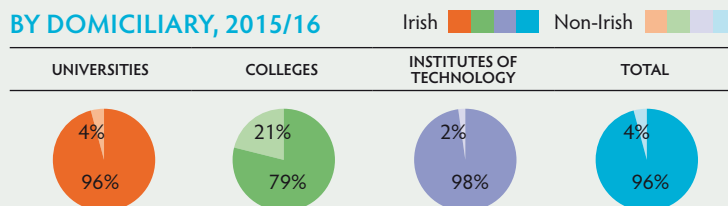
48% of Irish Nursing new entrants are in receipt of a SUSI grant in 2015/16. This compares to 46% of all Irish new entrants in the same year.

Nursing New Entrants

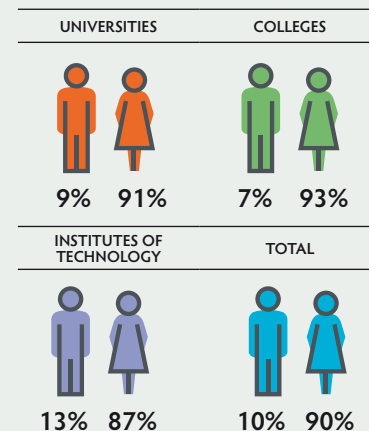
BY AGE, 2015/16



BY DOMICILIARY, 2015/16

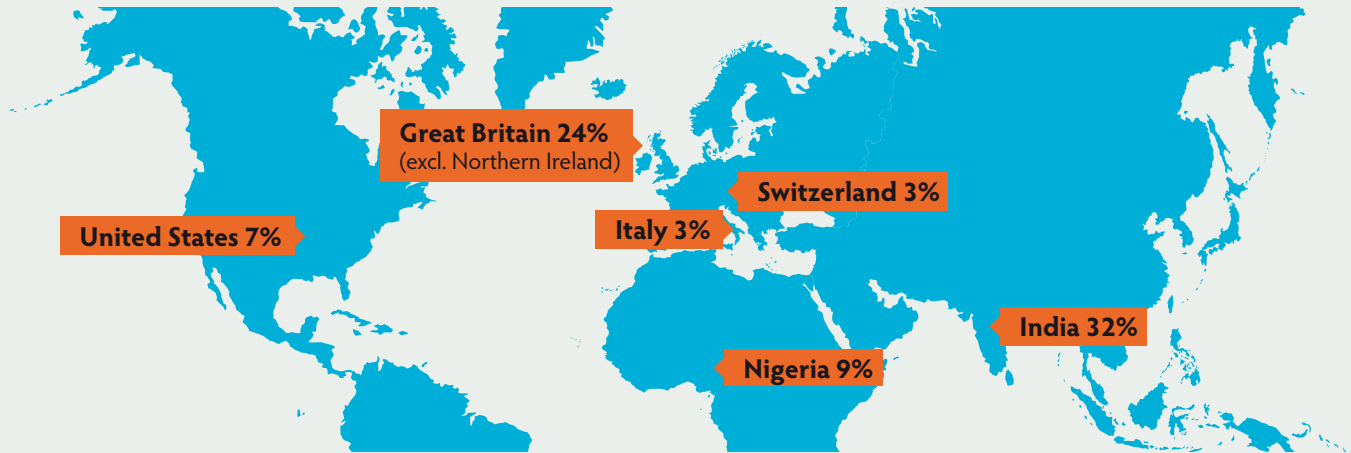


BY GENDER, 2015/16



¹ Refers to all courses under the broad discipline of 'Nursing and Midwifery' (from 2014/15 onwards) and 'Nursing and Caring' (up to and including 2013/14).

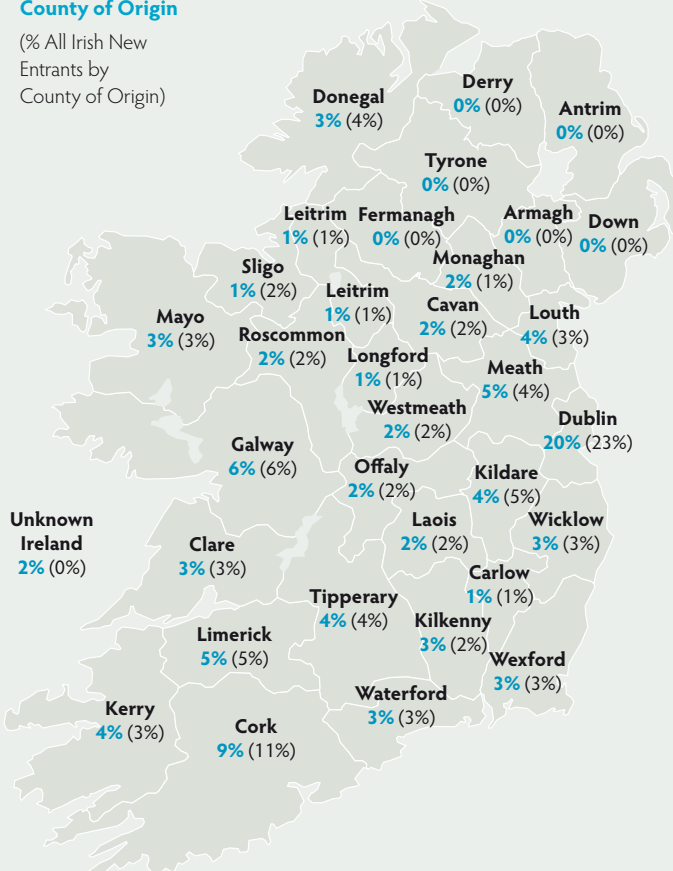
Non-Irish Nursing New Entrants by Domiciliary of Origin, 2015/16



Irish Nursing New Entrants and All Irish New Entrants by County of Origin, 2015/16

% Irish Nursing New Entrants by County of Origin

(% All Irish New Entrants by County of Origin)



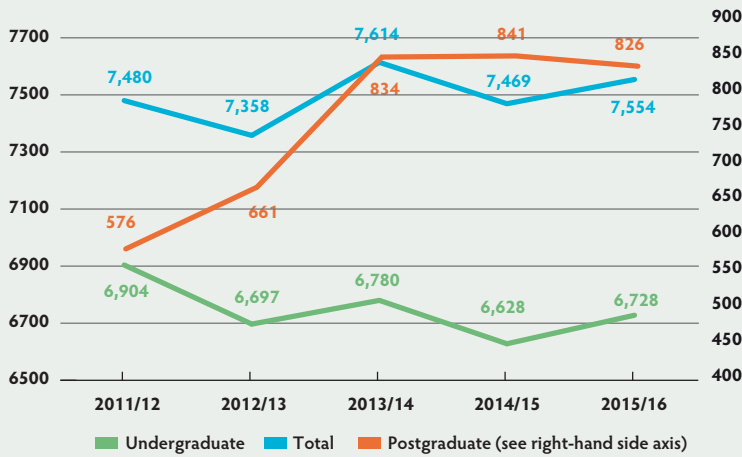
Non-Irish Nursing New Entrants² by Domicile Continent, 2015/16

EU/NON EU	CONTINENT	UNIVERSITIES	COLLEGES	INSTITUTES OF TECHNOLOGY	TOTAL
(Other) EU	Europe EU	35%	17%	50%	35%
Non-EU	Africa	4%	42%	17%	12%
	America North	10%	0%	0%	7%
	America South	2%	0%	0%	1%
	Asia	39%	42%	17%	36%
	Europe non-EU	4%	0%	0%	3%
Unknown	Oceania	2%	0%	0%	1%
	Other	4%	0%	17%	5%
Total		100%	100%		100%

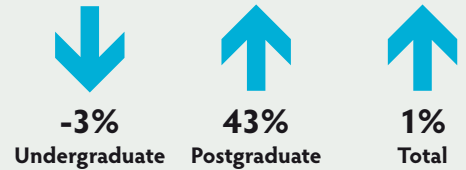


² 4% of all new entrants are non-Irish.

Full-time Undergraduate and Postgraduate Nursing Enrolments, 2011/12 – 2015/16



% Change between 2011/12 & 2015/16



Nursing Undergraduate Enrolments

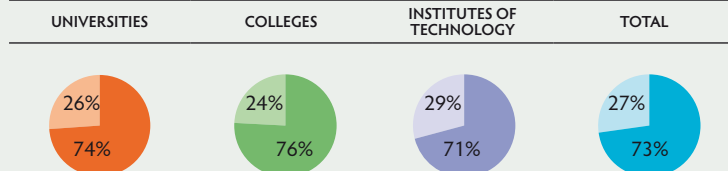

Who Enrolled in Full-Time Undergraduate Nursing Courses in 2015/16?

49% of Irish full-time undergraduate Nursing enrolments are in receipt of a SUSI grant in 2015/16. This compares to 44% of all Irish full-time undergraduates in the same year. 4% of all full-time undergraduates enrolled in Nursing in 2015/16 compared to 5% in 2011/12.

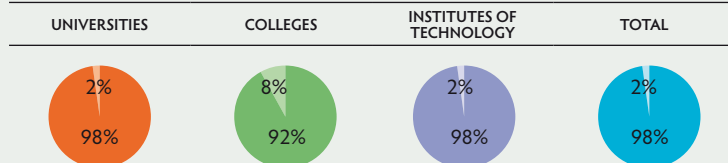

Non-Irish Nursing Undergraduate Enrolments by Continent, 2015/16

EU/NON EU	CONTINENT	UNIVERSITIES	COLLEGES	INSTITUTES OF TECHNOLOGY	TOTAL
(Other) EU	Europe EU	31%	27%	43%	33%
Non-EU	Africa	4%	40%	14%	10%
	America North	34%	0%	0%	23%
	America South	2%	0%	20%	6%
	Asia	21%	33%	14%	20%
	Europe non-EU	3%	0%	0%	2%
	Oceania	2%	0%	0%	1%
Unknown	Other	4%	0%	9%	4%
Total		100%	100%	100%	100%

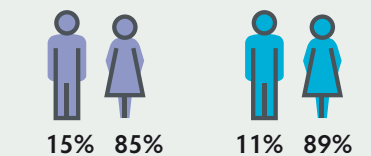
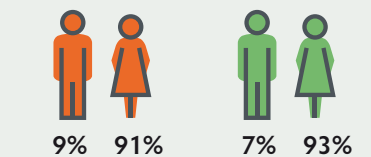
BY AGE, 2015/16



BY DOMICILIARY, 2015/16



BY GENDER, 2015/16



Nursing Postgraduate Enrolments

Who Enrolled in Full-Time Postgraduate Nursing Courses in 2015/16?

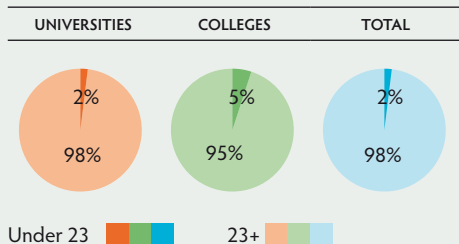
4%

of all full-time postgraduates are enrolled in Nursing in 2015/16 compared to 3% in 2011/12.

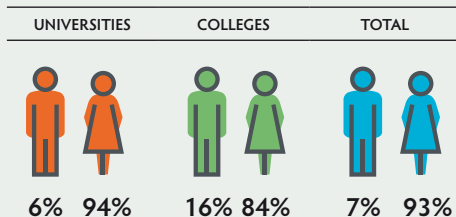
Non-Irish Nursing Postgraduate Enrolments by Continent, 2015/16

EU/NON EU	CONTINENT	UNIVERSITIES	INSTITUTES OF TECHNOLOGY	TOTAL
(Other) EU	Europe EU	18%	10%	15%
Non-EU	Africa	2%	0%	1%
	America North	8%	0%	6%
	America South	2%	0%	1%
	Asia	68%	90%	75%
	Oceania	2%	0%	1%
Total		100%	100%	100%

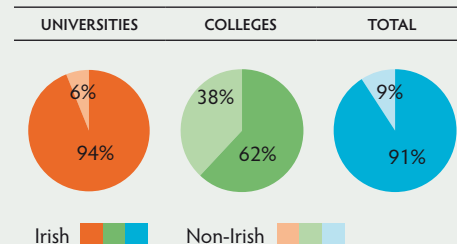
BY AGE, 2015/16



BY GENDER, 2015/16

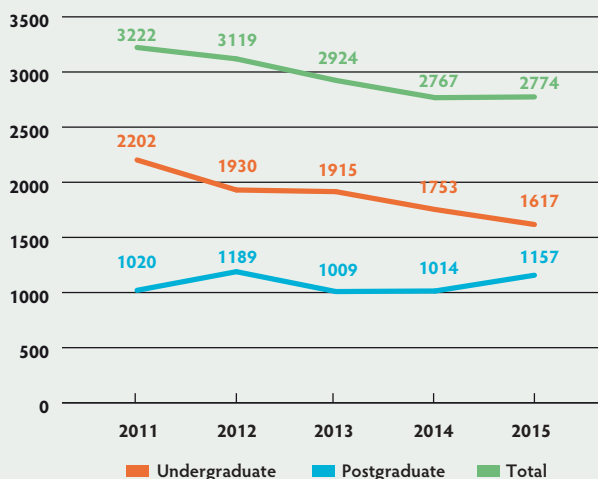


BY DOMICILIARY, 2015/16

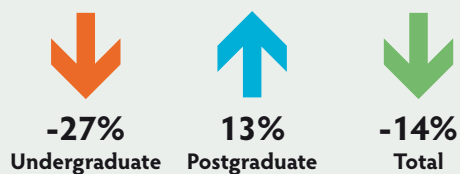


Nursing Graduates

All Graduates in Nursing, 2011 - 2015



% Change between 2011 & 2015



4% (of all graduates) graduated from Nursing courses in 2015.



Nursing Graduate Outcomes

Where did they end up **nine months after graduation**? First Destination
Data for DCU, NUIG, TCD, UCC, UCD & UL Nursing Graduates (Levels 8-10)

Nursing 2015 Graduates by Gender

	MALE	FEMALE	TOTAL
In employment	91%	94%	94%
In Ireland	84%	90%	89%
Overseas	7%	4%	4%
Further Studies/Training	7%	4%	4%
Seeking Employment	1%	1%	1%
Unavailable for Work/Study	1%	1%	1%

98% of Nursing 2015 Graduates employed in Ireland are working in Health Services (both Health Board and Other), while 1.5% are working in Social and Charitable Services.

88% of Nursing 2015 Graduates employed Overseas are working in Health Services and 7% are working in Higher Education and Other Education (including language schools).

First Destination of 2015 Irish and Non-Irish Nursing Graduates

	IRISH	NON-IRISH
In employment	94%	94%
In Ireland	90%	83%
Overseas	4%	11%
Further Studies/Training	4%	3%
Seeking Employment	1%	2%
Unavailable for Work/Study	1%	1%

69% of Nursing graduates responded to the survey

Nursing 2015 Undergraduate² Graduates in employment by Salary & Gender vs All Undergraduate 2015 Graduates (in brackets)

	MALE	FEMALE	TOTAL
<€25,000	17% (42%)	29% (51%)	28% (47%)
€25,000 - €45,000	76% (54%)	70% (47%)	71% (50%)
€45,000 +	7% (4%)	1% (2%)	1% (3%)
Total	100% (100%)	100% (100%)	100% (100%)

Nursing 2015 Postgraduate³ Graduates in employment by Salary & Gender vs All Postgraduate 2015 Graduates (in brackets)

	MALE	FEMALE	TOTAL
<€25,000	6% (25%)	5% (27%)	5% (26%)
€25,000 - €45,000	50% (56%)	55% (55%)	54% (56%)
€45,000 +	44% (19%)	41% (17%)	41% (18%)
Total	100% (100%)	100% (100%)	100% (100%)

² Undergraduate refers to Honours Bachelor Degree and Higher Diploma (Level 8) graduates in employment.

³ Postgraduate refers to Postgraduate Diploma, Master's Degree Taught (Level 9) and Doctorate (Level 10) graduates in employment.

Where do Irish 2015 Nursing Graduates go for Employment?

Ireland	96%
Great Britain	2%
Other	2%
Total	100%

Where do non-Irish Nursing Graduates go for Employment?

Ireland	88%
Other	5%
Great Britain	4%
Australia	2%
India	1%
Total	100%

Nursing 2015 Graduates in Employment – Summary of Common Job Titles



89%

Nurse



5%

Other

(e.g. Activity therapist, Analyst, Nanny, Waitress, Outreach Officer, Operations Support Officer)



3%

Manager/
Senior Nursing
Position



1%

Research/
Teaching



1%

Sales



1%

Healthcare
Work/Health
Promotion